


# ALL STEEL CARPORTS

www.allsteelcarports.com

**Affordable  
Buildings,  
Exceptional  
Quality!**



**Before You Buy Anywhere Else, Compare Our Installation Schedules and Value-Added Standard Features!**

**\$4,310.00**  
**REGULAR GARAGE**  
18' X 26' X 7'  
14 gauge, 7' legs



**\$4,635.00**  
**A-FRAME GARAGE**  
18' X 26' X 8'  
14 gauge, 8' legs





**\$5,010.00**  
**A-FRAME VERTICAL ROOF GARAGE**  
18' X 26' X 8'  
14 gauge, 8' legs



**Engineer Designed  
and Certified Buildings!**

**FREE INSTALLATION  
on your level property!**

**Custom Sizes Available!**



**Standard Temporary Anchors  
Included At No Extra Cost**

**Available In 13 Colors  
of Siding and Trim!**

**Structural Braces on  
Every Leg and Center!**

**Installed in One Day!**

**ATTENTION: COLOR SWATCHES ARE REPRESENTATIONS ONLY. PLEASE SPEAK TO AN ALL STEEL CARPORT REPRESENTATIVE OR DEALER FOR ACTUAL COLOR SAMPLE**

**Burgandy Forest Green Hawaiian Blue Zinc Grey Black Bright White Barn Red Light Stone Pebble Beige Pewter Grey Brown Mocha Tan Taupe**

*12 Gauge – 20 year limited warranty on rust through out the framing assuming normal care and maintenance on the 12 gauge only.  
22 feet wide and up, we recommend using 12 gauge material*



Indiana

# ALL STEEL CARPORTS

Walk In Door	
32" X 72"	\$225.00
or	
36" X 80"	\$275.00

Windows	
30" X 30"	\$175.00
30" X 40"	\$200.00

Garage Doors		
• White Only	6' X 6'	\$350.00
• Garage door on side add \$100.00	8' X 7'	\$450.00
	9' X 7'	\$500.00
• Leg height needs to be 1 ft. taller than door height	10' X 8'	\$550.00
	10' X 10'	\$600.00

## REGULAR ROOF GARAGE Standard Height 7 Foot Legs

\$3,430	\$3,880	\$4,700	\$5,200	\$5,640
12' x 21' \$995 7' Tall \$60 Sides \$450 Back \$575 Front \$575 (1) 9' x 7' Door \$500 Walk In Door \$275	18' x 21' \$1,095 7' Tall \$60 Sides \$450 Back \$750 Front \$750 (1) 9' x 7' Door \$500 Walk In Door \$275	20' x 21' \$1,295 7' Tall \$60 Sides \$450 Back \$860 Front \$860 (2) 8' x 7' Door \$900 Walk In Door \$275	22' x 21' \$1,595 7' Tall \$60 Sides \$450 Back \$910 Front \$910 (2) 9' x 7' Door \$1,000 Walk In Door \$275	24' x 21' \$1,895 7' Tall \$60 Sides \$450 Back \$980 Front \$980 (2) 9' x 7' Door \$1,000 Walk In Door \$275
\$3,760	\$4,310	\$5,230	\$5,730	\$6,270
12' x 26' \$1,195 7' Tall \$75 Sides \$565 Back \$575 Front \$575 (1) 9' x 7' Door \$500 Walk In Door \$275	18' x 26' \$1,395 7' Tall \$75 Sides \$565 Back \$750 Front \$750 (1) 9' x 7' Door \$500 Walk In Door \$275	20' x 26' \$1,695 7' Tall \$75 Sides \$565 Back \$860 Front \$860 (2) 8' x 7' Door \$900 Walk In Door \$275	22' x 26' \$1,995 7' Tall \$75 Sides \$565 Back \$910 Front \$910 (2) 9' x 7' Door \$1,000 Walk In Door \$275	24' x 26' \$2,395 7' Tall \$75 Sides \$565 Back \$980 Front \$980 (2) 9' x 7' Door \$1,000 Walk In Door \$275
\$4,085	\$4,735	\$5,655	\$6,255	\$6,895
12' x 31' \$1,395 7' Tall \$90 Sides \$675 Back \$575 Front \$575 (1) 9' x 7' Door \$500 Walk In Door \$275	18' x 31' \$1,695 7' Tall \$90 Sides \$675 Back \$750 Front \$750 (1) 9' x 7' Door \$500 Walk In Door \$275	20' x 31' \$1,995 7' Tall \$90 Sides \$675 Back \$860 Front \$860 (2) 8' x 7' Door \$900 Walk In Door \$275	22' x 31' \$2,395 7' Tall \$90 Sides \$675 Back \$910 Front \$910 (2) 9' x 7' Door \$1,000 Walk In Door \$275	24' x 31' \$2,895 7' Tall \$90 Sides \$675 Back \$980 Front \$980 (2) 9' x 7' Door \$1,000 Walk In Door \$275
\$4,515	\$5,165	\$6,085	\$6,785	\$7,525
12' x 36' \$1,695 7' Tall \$105 Sides \$790 Back \$575 Front \$575 (1) 9' x 7' Door \$500 Walk In Door \$275	18' x 36' \$1,995 7' Tall \$105 Sides \$790 Back \$750 Front \$750 (1) 9' x 7' Door \$500 Walk In Door \$275	20' x 36' \$2,295 7' Tall \$105 Sides \$790 Back \$860 Front \$860 (2) 8' x 7' Door \$900 Walk In Door \$275	22' x 36' \$2,795 7' Tall \$105 Sides \$790 Back \$910 Front \$910 (2) 9' x 7' Door \$1,000 Walk In Door \$275	24' x 36' \$3,395 7' Tall \$105 Sides \$795 Back \$980 Front \$980 (2) 9' x 7' Door \$1,000 Walk In Door \$275

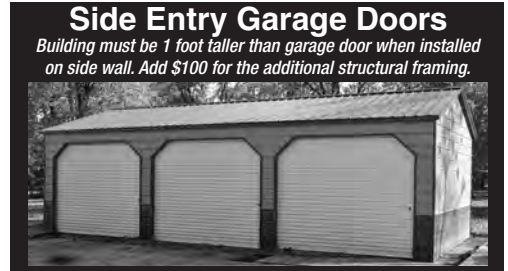

## A-FRAME ROOF GARAGE Standard Height 8 Foot Legs

\$3,770	\$4,150	\$4,970	\$5,490	\$5,910
12' x 21' \$1,095 8' Tall \$120 Sides \$520 Back \$630 Front \$630 (1) 9' x 7' Door \$500 Walk In Door \$275	18' x 21' \$1,195 8' Tall \$120 Sides \$520 Back \$770 Front \$770 (1) 9' x 7' Door \$500 Walk In Door \$275	20' x 21' \$1,395 8' Tall \$120 Sides \$520 Back \$880 Front \$880 (2) 8' x 7' Door \$900 Walk In Door \$275	22' x 21' \$1,695 8' Tall \$120 Sides \$520 Back \$940 Front \$940 (2) 9' x 7' Door \$1,000 Walk In Door \$275	24' x 21' \$1,995 8' Tall \$120 Sides \$520 Back \$1,000 Front \$1,000 (2) 9' x 7' Door \$1,000 Walk In Door \$275
\$4,155	\$4,635	\$5,555	\$6,075	\$6,595
12' x 26' \$1,320 8' Tall \$150 Sides \$650 Back \$630 Front \$630 (1) 9' x 7' Door \$500 Walk In Door \$275	18' x 26' \$1,520 8' Tall \$150 Sides \$650 Back \$770 Front \$770 (1) 9' x 7' Door \$500 Walk In Door \$275	20' x 26' \$1,820 8' Tall \$150 Sides \$650 Back \$880 Front \$880 (2) 8' x 7' Door \$900 Walk In Door \$275	22' x 26' \$2,120 8' Tall \$150 Sides \$650 Back \$940 Front \$940 (2) 9' x 7' Door \$1,000 Walk In Door \$275	24' x 26' \$2,520 8' Tall \$150 Sides \$650 Back \$1,000 Front \$1,000 (2) 9' x 7' Door \$1,000 Walk In Door \$275
\$4,540	\$5,120	\$6,040	\$6,660	\$7,280
12' x 31' \$1,545 8' Tall \$180 Sides \$780 Back \$630 Front \$630 (1) 9' x 7' Door \$500 Walk In Door \$275	18' x 31' \$1,845 8' Tall \$180 Sides \$780 Back \$770 Front \$770 (1) 9' x 7' Door \$500 Walk In Door \$275	20' x 31' \$2,145 8' Tall \$180 Sides \$780 Back \$880 Front \$880 (2) 8' x 7' Door \$900 Walk In Door \$275	22' x 31' \$2,545 8' Tall \$180 Sides \$780 Back \$940 Front \$940 (2) 9' x 7' Door \$1,000 Walk In Door \$275	24' x 31' \$3,045 8' Tall \$180 Sides \$780 Back \$1,000 Front \$1,000 (2) 9' x 7' Door \$1,000 Walk In Door \$275
\$5,025	\$5,605	\$6,525	\$7,245	\$7,965
12' x 36' \$1,870 8' Tall \$210 Sides \$910 Back \$630 Front \$630 (1) 9' x 7' Door \$500 Walk In Door \$275	18' x 36' \$2,170 8' Tall \$210 Sides \$910 Back \$770 Front \$770 (1) 9' x 7' Door \$500 Walk In Door \$275	20' x 36' \$2,470 8' Tall \$210 Sides \$910 Back \$880 Front \$880 (2) 8' x 7' Door \$900 Walk In Door \$275	22' x 36' \$2,970 8' Tall \$210 Sides \$910 Back \$940 Front \$940 (2) 9' x 7' Door \$1,000 Walk In Door \$275	24' x 36' \$3,570 8' Tall \$210 Sides \$910 Back \$1,000 Front \$1,000 (2) 9' x 7' Door \$1,000 Walk In Door \$275

## A-FRAME VERTICAL ROOF GARAGE Standard Height 8 Foot Legs

\$4,070	\$4,450	\$5,370	\$5,890	\$6,410
12' x 21' \$1,395 8' Tall \$120 Sides \$520 Back \$630 Front \$630 (1) 9' x 7' Door \$500 Walk In Door \$275	18' x 21' \$1,495 8' Tall \$120 Sides \$520 Back \$770 Front \$770 (1) 9' x 7' Door \$500 Walk In Door \$275	20' x 21' \$1,795 8' Tall \$120 Sides \$520 Back \$880 Front \$880 (2) 8' x 7' Door \$900 Walk In Door \$275	22' x 21' \$2,095 8' Tall \$120 Sides \$520 Back \$940 Front \$940 (2) 9' x 7' Door \$1,000 Walk In Door \$275	24' x 21' \$2,495 8' Tall \$120 Sides \$520 Back \$1,000 Front \$1,000 (2) 9' x 7' Door \$1,000 Walk In Door \$275
\$4,530	\$5,010	\$6,055	\$6,575	\$7,220
12' x 26' \$1,695 8' Tall \$150 Sides \$650 Back \$630 Front \$630 (1) 9' x 7' Door \$500 Walk In Door \$275	18' x 26' \$1,895 8' Tall \$150 Sides \$650 Back \$770 Front \$770 (1) 9' x 7' Door \$500 Walk In Door \$275	20' x 26' \$2,320 8' Tall \$150 Sides \$650 Back \$880 Front \$880 (2) 8' x 7' Door \$900 Walk In Door \$275	22' x 26' \$2,620 8' Tall \$150 Sides \$650 Back \$940 Front \$940 (2) 9' x 7' Door \$1,000 Walk In Door \$275	24' x 26' \$3,145 8' Tall \$150 Sides \$650 Back \$1,000 Front \$1,000 (2) 9' x 7' Door \$1,000 Walk In Door \$275
\$4,990	\$5,570	\$6,640	\$7,260	\$8,030
12' x 31' \$1,995 8' Tall \$180 Sides \$780 Back \$630 Front \$630 (1) 9' x 7' Door \$500 Walk In Door \$275	18' x 31' \$2,295 8' Tall \$180 Sides \$780 Back \$770 Front \$770 (1) 9' x 7' Door \$500 Walk In Door \$275	20' x 31' \$2,745 8' Tall \$180 Sides \$780 Back \$880 Front \$880 (2) 8' x 7' Door \$900 Walk In Door \$275	22' x 31' \$3,145 8' Tall \$180 Sides \$780 Back \$940 Front \$940 (2) 9' x 7' Door \$1,000 Walk In Door \$275	24' x 31' \$3,795 8' Tall \$180 Sides \$780 Back \$1,000 Front \$1,000 (2) 9' x 7' Door \$1,000 Walk In Door \$275
\$5,550	\$6,130	\$7,225	\$7,945	\$8,840
12' x 36' \$2,395 8' Tall \$210 Sides \$910 Back \$630 Front \$630 (1) 9' x 7' Door \$500 Walk In Door \$275	18' x 36' \$2,695 8' Tall \$210 Sides \$910 Back \$770 Front \$770 (1) 9' x 7' Door \$500 Walk In Door \$275	20' x 36' \$3,170 8' Tall \$210 Sides \$910 Back \$880 Front \$880 (2) 8' x 7' Door \$900 Walk In Door \$275	22' x 36' \$3,670 8' Tall \$210 Sides \$910 Back \$940 Front \$940 (2) 9' x 7' Door \$1,000 Walk In Door \$275	24' x 36' \$4,445 8' Tall \$210 Sides \$910 Back \$1,000 Front \$1,000 (2) 9' x 7' Door \$1,000 Walk In Door \$275
\$6,030	\$6,710	\$7,830	\$8,650	\$9,570
12' x 41' \$2,695 8' Tall \$240 Sides \$1,060 Back \$630 Front \$630 (1) 9' x 7' Door \$500 Walk In Door \$275	18' x 41' \$3,095 8' Tall \$240 Sides \$1,060 Back \$770 Front \$770 (1) 9' x 7' Door \$500 Walk In Door \$275	20' x 41' \$3,595 8' Tall \$240 Sides \$1,060 Back \$880 Front \$880 (2) 8' x 7' Door \$900 Walk In Door \$275	22' x 41' \$4,195 8' Tall \$240 Sides \$1,060 Back \$940 Front \$940 (2) 9' x 7' Door \$1,000 Walk In Door \$275	24' x 41' \$4,995 8' Tall \$240 Sides \$1,060 Back \$1,000 Front \$1,000 (2) 9' x 7' Door \$1,000 Walk In Door \$275

Call about our Insulation and Condensation Control Prices!!



Prices are subject to change without notice

All Steel Carports highly recommends all buildings over 36' long to be vertical roof style due to potential leaking issues at seams in roof panels. Upgrade to 12 gauge steel for additional strength and durability. Speak to an All Steel Carports representative for more information.